

Scaled data based on original data using
LM-79-2019 Approved Method: Electrical and Photometric Measurements of Solid-
State Lighting Products

Test Report Prepared for
Cooper Lighting Solutions

Brand: STREETWORKS

Report Number: P387135

Luminaire Tested: GAW-SA2D-827-U-5NQ

Issue Date: 3/3/2020

Test Information

Test Method: LM-79-2019
Report Number: P387135
TEST IS SCALED FROM IESNA LM-79-08 TEST DATA (G2-1903-205-5)
Test Lab: INNOVATION CENTER
Issue Date: 3/3/2020
Manufacturer: COOPER LIGHTING SOLUTIONS
Product Line: STREETWORKS
Catalog Number: GAW-SA2D-827-U-5NQ
Description: GALLEON WALL LUMINAIRE
(2) 80 CRI, 2700K, 1200mA LIGHTSQUARES WITH 16 LEDS EACH AND TYPE V
NARROW OPTICS
Light Source: -
Ballast/Driver: ELECTRONIC DRIVER

Summary

Lumens per Lamp: N/A
Luminaire Lumens: 12279 lumens
Efficiency: N/A
Efficacy: 95.9 lumens/watt
Luminous Opening: Rectangular (W 1' x L: 0.5' x H: 0')
IES Classification: Type V - Short
BUG Rating: B3 - U0 - G1

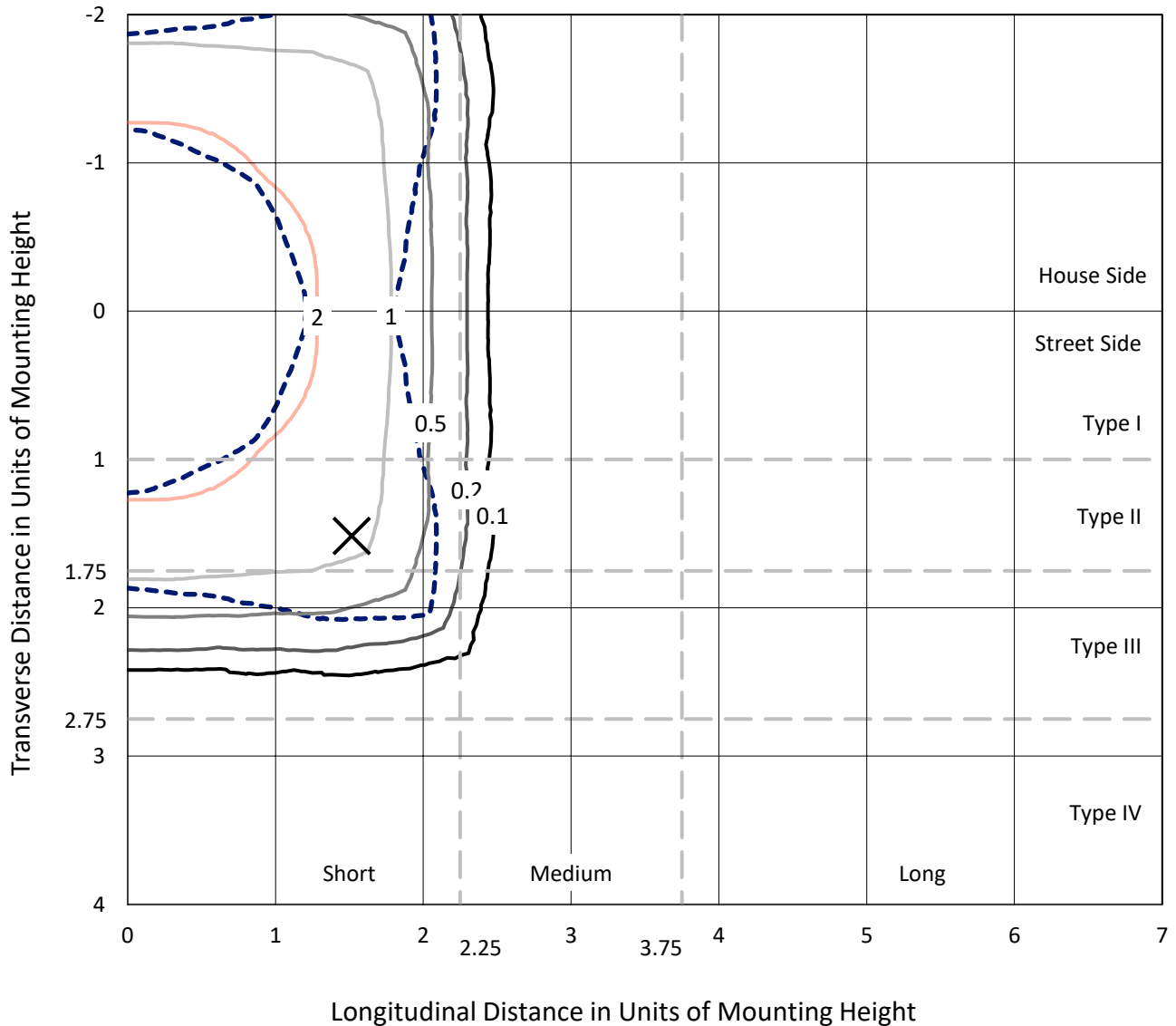
Input Watts (W): 128
Input Voltage (V): NR
Input Current (Ain): NR
Voltage Rise (V): NR
Power Factor: NR
Total Harmonic Distortion (THDi): NR
Frequency (hertz): 60
Stabilization Time: NR
Operation Time: NR
Ambient Temperature (°C): NR
Test Distance: 28.75 FT



REPORT NUMBER: P387135
 CATALOG NUMBER: GAW-SA2D-827-U-5NQ

Iso-Footcandle Lines of Horizontal Illumination

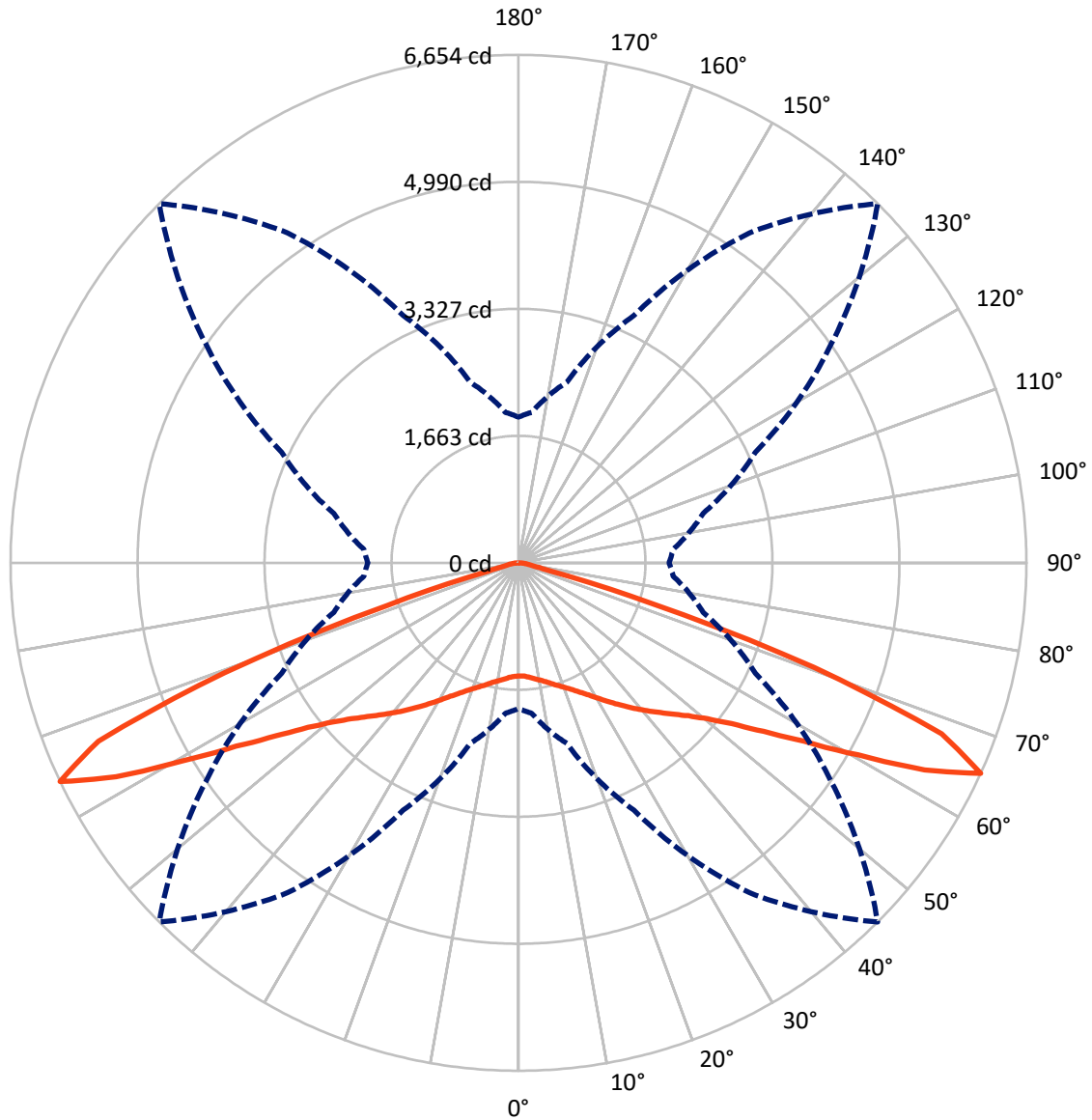
✕ Max cd
 - - - 1/2 Max cd



Based on 20 foot mounting height. Maximum calculated value = 3.7 fc
 Type V - Short - N/A

REPORT NUMBER: P387135
CATALOG NUMBER: GAW-SA2D-827-U-5NQ

Luminous Intensity Polar Plot



— Vertical Plane Through 45-Deg Lateral - - - Horizontal Cone Through 65-Deg Vertical

REPORT NUMBER: P387135
 CATALOG NUMBER: GAW-SA2D-827-U-5NQ

FLUX DISTRIBUTION:

		Downward	Upward	Total
House Side	Lumens	6139.5	0.0	6139.5
	% Fixture	50.0	0.0	50.0
Street Side	Lumens	6139.5	0.0	6139.5
	% Fixture	50.0	0.0	50.0
Total	Lumens	12279.0	0.0	12279.0
	% Fixture	100.0	0.0	100.0

ZONAL LUMENS:

Zone	Lumens	% Fixture
0°-10°	145.5	1.2
10°-20°	467.6	3.8
20°-30°	877.4	7.1
30°-40°	1451.0	11.8
40°-50°	2247.4	18.3
50°-60°	3446.9	28.1
60°-70°	3216.3	26.2
70°-80°	374.3	3.0
80°-90°	52.6	0.4
90°-100°	0.0	0.0
100°-110°	0.0	0.0
110°-120°	0.0	0.0
120°-130°	0.0	0.0
130°-140°	0.0	0.0
140°-150°	0.0	0.0
150°-160°	0.0	0.0
160°-170°	0.0	0.0
170°-180°	0.0	0.0
0°-90°	12279.0	100.0
0°-180°	12279.0	100.0

Coefficient of Utilization



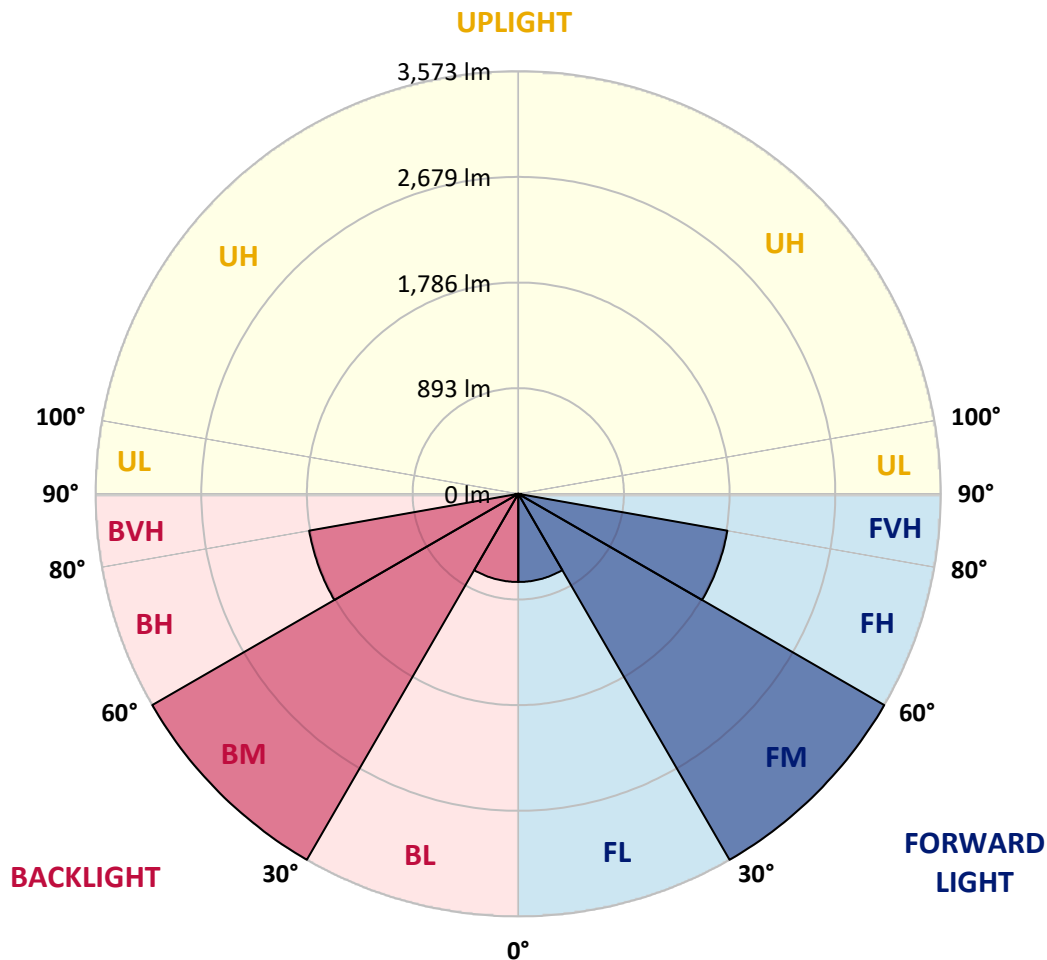
REPORT NUMBER: P387135
 CATALOG NUMBER: GAW-SA2D-827-U-5NQ

LUMINAIRE CLASSIFICATION SYSTEM LUMEN TABLE AND BUG RATING:

Zone	Lumens	% Fixture	Zone Rating/Lumen Limit		
			B	U	G
FL (0°-30°)	745.2	6.1			
FM (30°-60°)	3572.6	29.1			
FH (60°-80°)	1795.3	14.6			G1/1800
FVH (80°-90°)	26.3	0.2			G1/100
BL (0°-30°)	745.2	6.1	B2/1000		
BM (30°-60°)	3572.6	29.1	B3/5000		
BH (60°-80°)	1795.3	14.6	B3/2500		G1/1800
BVH (80°-90°)	26.3	0.2			G1/100
UL (90°-100°)	0.0	0.0		U0/0	
UH (100°-180°)	0.0	0.0		U0/0	

BUG Rating: B3-U0-G1

Type V Short





REPORT NUMBER: P387135
 CATALOG NUMBER: GAW-SA2D-827-U-5NQ

CANDELA DISTRIBUTION (FULL):

	0°	5°	15°	25°	35°	45°	55°	65°	75°	85°	90°
0°	1482.8	1482.8	1482.8	1482.8	1482.8	1482.8	1482.8	1482.8	1482.8	1482.8	1482.8
2.5°	1487.7	1486.9	1487.7	1488.1	1485.7	1486.9	1486.5	1488.6	1489.4	1488.6	1488.6
5°	1504.9	1503.6	1505.3	1507.3	1504.0	1504.9	1503.6	1506.1	1506.9	1505.3	1506.5
7.5°	1528.5	1528.9	1530.5	1534.2	1532.2	1533.8	1531.3	1531.8	1531.3	1528.9	1529.3
10°	1554.2	1554.6	1557.4	1562.3	1563.1	1563.1	1561.5	1560.3	1558.7	1557.0	1557.4
12.5°	1585.2	1587.2	1589.2	1595.3	1595.3	1598.6	1597.8	1594.5	1591.7	1589.2	1589.2
15°	1627.1	1626.7	1629.2	1635.3	1638.1	1643.4	1643.4	1639.0	1635.3	1632.8	1632.0
17.5°	1671.2	1672.4	1674.0	1681.3	1685.8	1691.9	1692.8	1689.1	1686.6	1683.4	1681.3
20°	1722.5	1724.6	1731.1	1733.9	1738.0	1743.7	1745.7	1744.9	1742.5	1740.9	1741.3
22.5°	1782.4	1787.7	1791.8	1795.9	1800.8	1804.8	1806.9	1809.7	1807.3	1806.1	1805.3
25°	1855.0	1858.7	1866.8	1874.1	1877.4	1878.6	1881.1	1885.1	1884.7	1881.9	1881.9
27.5°	1937.3	1944.2	1954.4	1965.0	1965.0	1961.0	1969.1	1976.0	1973.6	1969.9	1965.0
30°	2037.2	2043.7	2055.5	2070.2	2062.9	2060.0	2071.0	2083.6	2080.0	2073.9	2073.0
32.5°	2144.8	2150.9	2166.4	2182.3	2172.9	2168.8	2180.7	2199.0	2192.5	2180.2	2172.9
35°	2261.4	2267.5	2289.5	2308.6	2292.7	2285.8	2295.6	2315.6	2304.2	2281.3	2275.6
37.5°	2388.1	2391.4	2419.9	2439.5	2428.5	2410.1	2422.4	2437.0	2427.3	2399.5	2388.5
40°	2519.8	2531.6	2564.6	2587.4	2568.3	2539.3	2559.7	2580.1	2565.4	2530.0	2511.2
42.5°	2673.4	2682.4	2726.4	2746.8	2715.8	2675.1	2702.8	2730.5	2715.8	2681.6	2665.3
45°	2833.2	2847.1	2899.7	2920.0	2875.2	2823.4	2857.3	2905.8	2904.5	2855.2	2838.1
47.5°	3007.3	3021.1	3083.9	3110.8	3062.3	2993.0	3040.7	3109.2	3104.3	3050.1	3036.2
50°	3208.2	3222.9	3301.1	3335.0	3289.7	3209.0	3280.8	3341.1	3332.1	3265.3	3266.5
52.5°	3460.5	3459.7	3557.1	3615.8	3569.3	3498.0	3564.0	3622.7	3585.6	3493.1	3490.3
55°	3681.4	3694.9	3815.5	3926.8	3924.0	3896.6	3923.1	3925.6	3819.6	3696.5	3681.4
57.5°	3826.5	3852.2	4022.2	4223.5	4374.4	4410.6	4359.3	4203.6	3955.3	3758.5	3734.4
60°	3737.3	3776.4	4043.4	4453.8	4898.1	5111.3	4821.5	4338.5	3849.8	3575.5	3542.8
62.5°	3134.8	3200.9	3591.8	4342.6	5348.9	5972.1	5156.5	4122.0	3429.9	3052.1	2996.3
65°	1909.2	1978.9	2450.1	3574.2	5276.0	6653.6	5003.7	3421.4	2503.5	2033.5	1973.2
67.5°	636.3	656.6	934.2	1975.6	4146.5	5978.3	4153.4	2048.2	1089.5	722.3	701.1
70°	249.0	251.1	296.3	572.7	1958.1	4106.2	2160.7	582.9	309.8	245.0	250.3
72.5°	183.0	183.8	196.5	239.3	510.3	1808.9	528.7	240.5	191.2	171.6	171.6
75°	147.1	147.1	156.1	174.5	228.7	414.9	231.9	172.4	149.6	137.0	135.3
77.5°	116.2	118.6	125.5	137.4	154.9	199.7	160.6	136.5	120.6	108.8	106.4
80°	86.4	88.9	100.3	106.0	111.3	138.6	118.6	106.8	95.4	81.5	79.1
82.5°	56.7	59.1	73.4	76.6	75.4	90.5	79.9	78.7	70.1	52.6	50.1
85°	37.1	37.9	48.9	50.9	46.9	41.2	50.9	53.8	48.9	34.2	33.0
87.5°	17.5	17.5	24.9	23.2	21.2	17.1	23.2	27.3	27.7	16.7	16.3
90°	0.0	0.0	0.0	0.0	0.0	0.0	0.0	0.0	0.0	0.0	0.0

(END OF REPORT)